



BASELITE^{IR}



FULL INSTRUCTIONS

IMPORTANT:

Carefully read and understand these instructions before using this RidgeMonkey product. Keep these instructions for future reference.

TECHNICAL SPECIFICATIONS:

- Input: 5V 1.6A
- Battery capacity: 2000mAh
- Brightness: 400lm (max)
- Battery life @ 15C: 1.5-12 hours
- Recharge time approximately 2 hours*


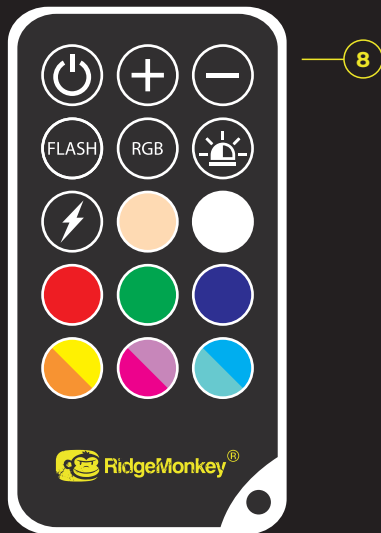
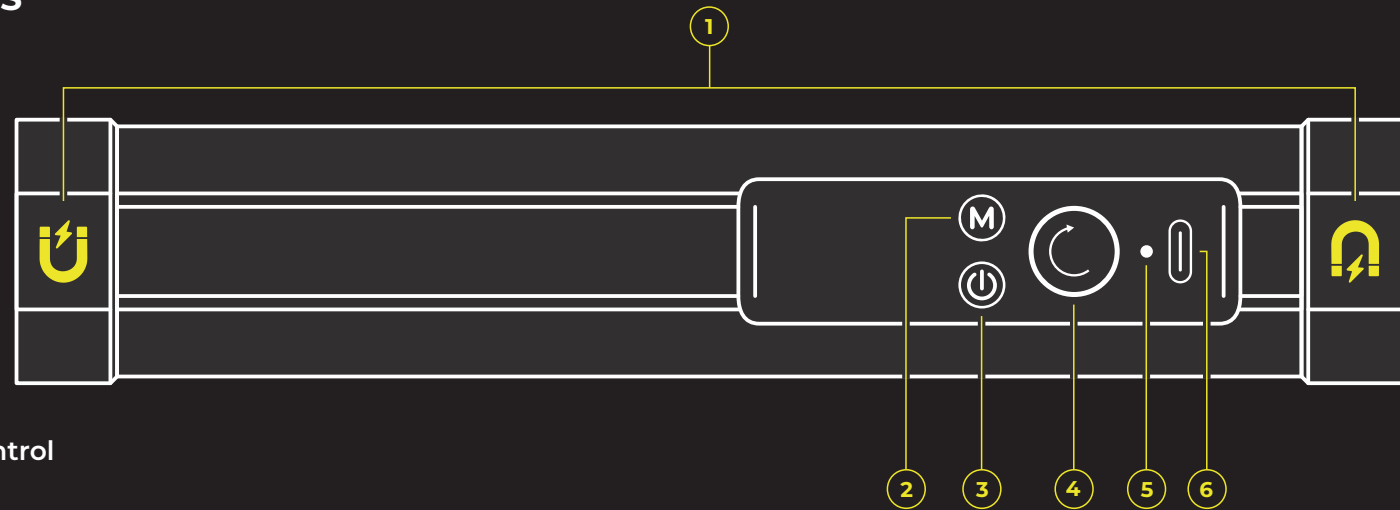
**for best results, use a USB-C PD compatible charger*

The above figures are quoted as a guide only. Battery life depends on a number of factors, including (but not limited to) ambient temperature, condition & age of battery, charging habits etc

CAUTION: LITHIUM BATTERY. DO NOT DROP, CRUSH, PUNCTURE OR INCINERATE

IDENTIFICATION OF PARTS

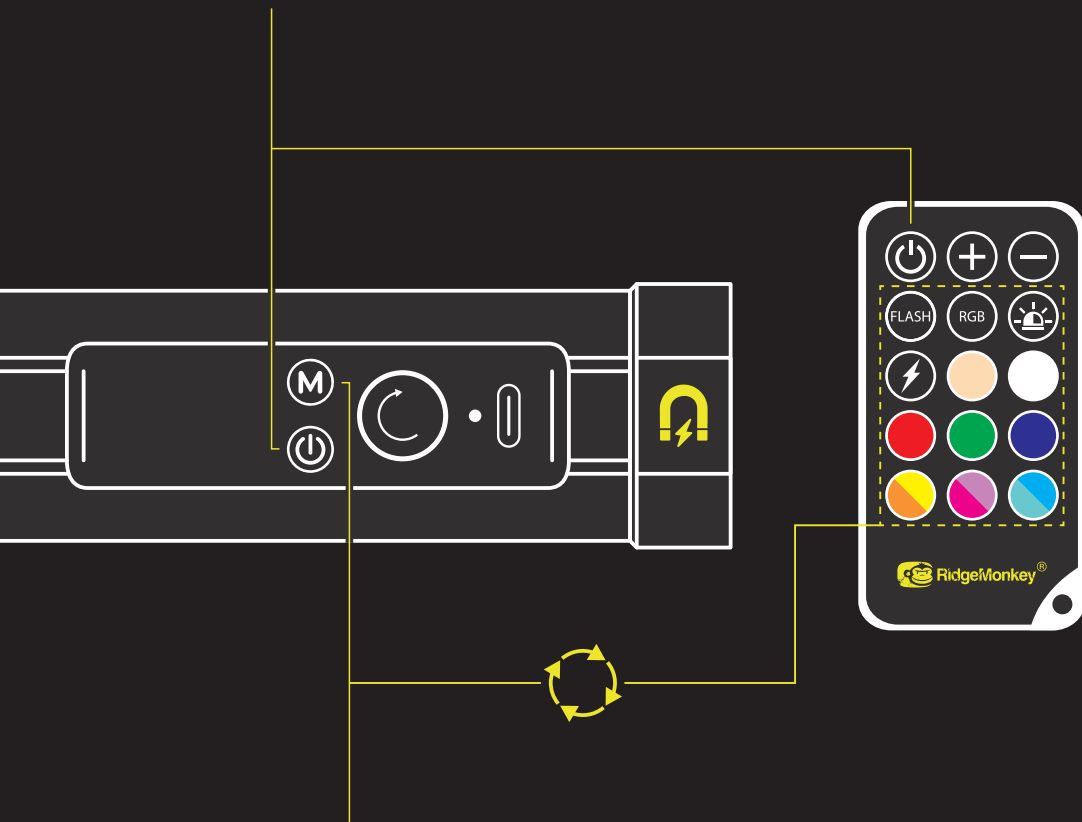
1. Rotating magnetic end caps
2. Mode button
3. Power button
4. Adjuster wheel
5. Charge LED
6. USB-C charging socket
7. USB-C to USB-A cable
8. Infra-Red wireless remote control
9. Ferrous backing plate



NB: due to constant development, enclosed accessories may differ

INSTRUCTIONS

Tap the power button to turn the device on or off

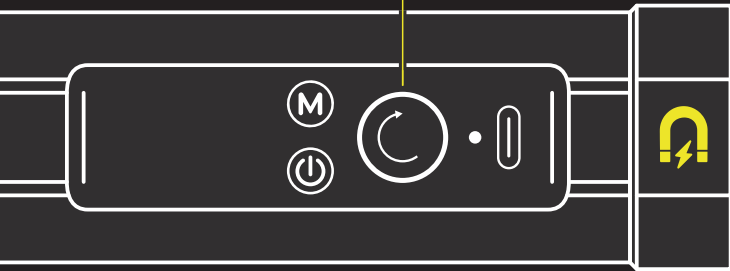


Tap the mode button(s) to scroll through the available modes



INSTRUCTIONS

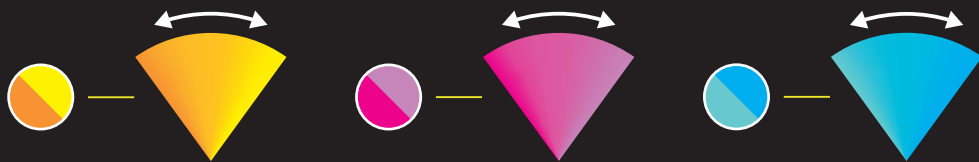
Rotate the adjuster wheel / + & - to:



Adjust the brightness in modes 1-5, 11 & 12



Adjust the spectrum in modes 6-8

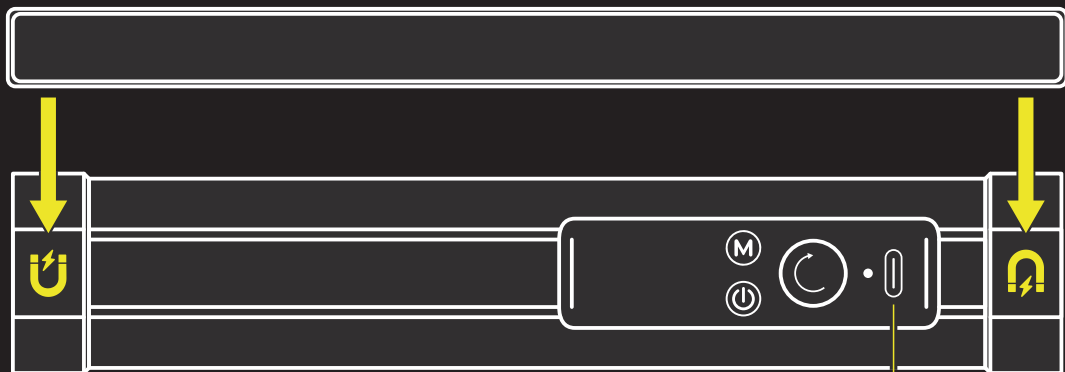


Adjust the transition speed in modes 9 & 10



INSTRUCTIONS

Use the ferrous backing plate to attach the device to light fabric or canvas



Connect a USB power source to recharge the device.



Full charge is indicated when the charge LED remains constantly illuminated.



CLEANING, MAINTENANCE & STORAGE

Wipe with a soft, damp cloth and ensure product is fully dry before storage.

Run a full charge / discharge cycle at least once every three months to avoid shortening the lifespan of the internal battery

If long-term storage is likely to occur between uses, we recommend storing at approximately 50% of full charge. Never store the device for long periods when empty as this may cause irreversible damage – always apply a small top up charge as soon as possible.

USAGE NOTES

Do not attempt to recharge this device in temperatures above 35C / 95f or below 5C / 41f. Doing so will void your warranty and may cause permanent damage to this internal lithium cells of the device.

IP41: Avoid all sources of moisture including steam & condensation.

IMPORTANT NOTICE:

Read and understand this manual and its instructions before using this product. Failure to do so may result in serious injury.

Keep all product information and instructions for future reference and pass them onto subsequent users of the product. The manufacturer is not liable for cases of material damage or personal injury caused by incorrect handling or non-compliance with the supplied instructions. In such cases, any guarantee or warranty shall be voided.

Where applicable, this product and any included accessories are in conformity with the relevant UK & EU harmonisation legislation. Please visit ridgemonkey.co.uk/declaration-of-conformity to view the most recent Declaration of Conformity file(s) for this product.

GUARANTEE:

This product is covered by a 24-month guarantee. For information regarding our guarantee, please visit: ridgemonkey.co.uk/general/guarantee

CONTACT US:

For any enquiries or comments concerning our products, please use the contact form on ridgemonkey.co.uk or email info@ridgemonkey.co.uk or nl@ridgemonkey.co.uk and one of our experienced team will respond as soon as possible.

Alternatively, you can write to us at:

RidgeMonkey Group Ltd, PO Box 289, Widnes, WA8 2FP, England.

or

S&G Trading NW Ltd Netherlands Branch, Postbus 60100, 1320 AC Almere, Holland.

